


OPERATION MANUAL


NES-KO-USA



HUDSON GROUP
HUDSON SOFT®

The NES Files

<http://www.nesfiles.com>



THANK YOU!
YOU HAVE JUST MADE A PERFECT CHOICE BY SELECTING AND
PURCHASING THE QUALITY HUDSON SOFT PRODUCT

Thank you for selecting XEXYZ™. In order to insure your full enjoyment of this game, we recommend that you read this manual carefully and follow its instructions and suggestions.



This official seal is your assurance that Nintendo has reviewed this product and that it has met our standards for excellence in workmanship, reliability and entertainment value. Always look for this seal when buying games and accessories to ensure complete compatibility with your Nintendo Entertainment System.



The NES Files
Nintendo and Nintendo Entertainment System are trademarks of Nintendo of America Inc.

<http://www.nesfiles.com>

WARNING

WARNING! WARNING! WARNING! WARNING! WARNING!

- Because this is a precision tooled device, do not use or store it in extreme temperature conditions. Avoid hard shocks.
- Avoid soiling the connector terminals by handling or spilling liquids. Soiled connectors can cause system break down.
- Do not clean this device with alcohol, thinner, benzine or other volatile substances.
- Always turn the power off before inserting or removing the cassette from the main system.
- We recommend that you play this game at distance from the television screen.
- When engaged in prolonged bouts of game playing, we recommend that you rest for 10 or 20 minutes every two hours in order to avoid strain in your vision and general health.

THE GAME STORY

In the year 2777, the earth existed in a totally different atmosphere. Due to nuclear wars and natural disasters, the population decreased dramatically and only five small islands existed on the surface of the earth. Those five islands formed a nation and for hundreds of years people lived peacefully. The new nation is called XEXYZ. At XEXYZ, aside from human beings, there exist fairies and spirits who lived under the ruling of King Xeu Star. But one day, XEXYZ was attacked by the mechanic fortress, GORUZA, from outer space. XEXYZ did not have many weapons to fight back and was forced to surrender. GORUZA built mechanic castles on each island, captured a queen from each island and confined them. King Xeu Star was murdered and his only daughter, Maria Star, has been missing since then. Battle-soldier Apollo could not endure the cruel treatment of GORUZA any longer. So he put on his space battle suit and challenged the mechanic beasts' empire!

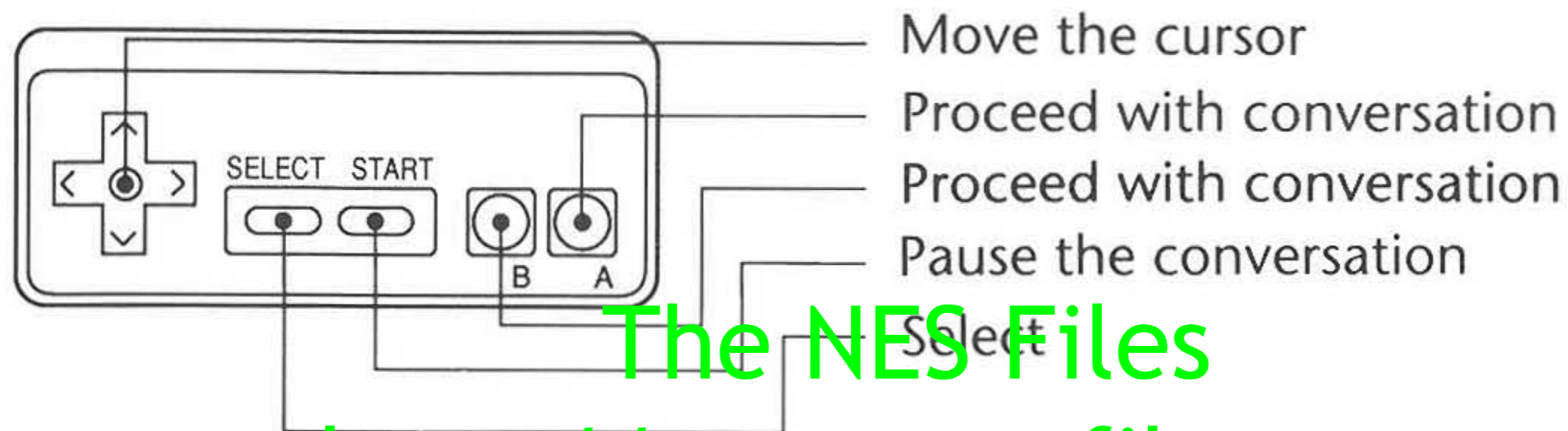
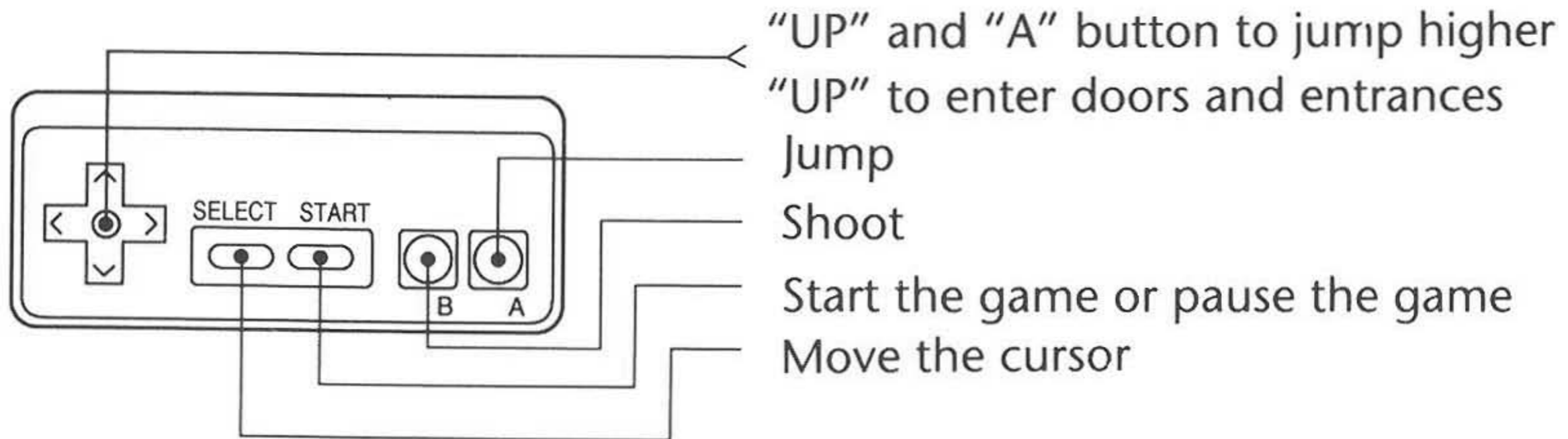
The NES Files

<http://www.nesfiles.com>

GAME MODE & CONTROLLER

GAME MODE: This game consists of two different playing modes. They are ACTION MODE and SHOOTING MODE.

Both of them will alternate as the game progresses.




SCREENS

TITLE SCREEN

Use SELECT button to choose START or CONTINUE.

START Start the game from the beginning.

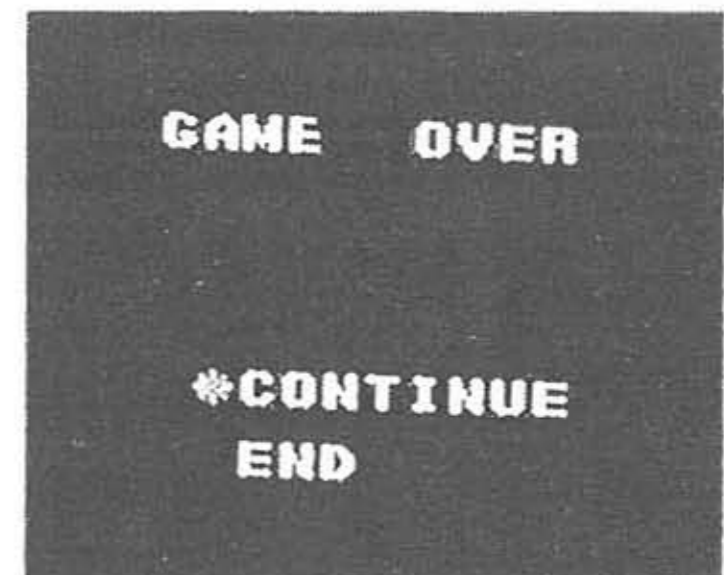
CONTINUE Input the password to start the game from where you ended.



GAME OVER SCREEN

When you loose all the players and the game is over, this screen will appear.

CONTINUE Game will start from the beginning of the area you have just ended the game at. The score will be erased to "0" and half of [E] balls will be taken away.



SCREENS

END When END is selected, the password will be displayed on the screen. Be sure to write them down.

PASSWORD SCREEN

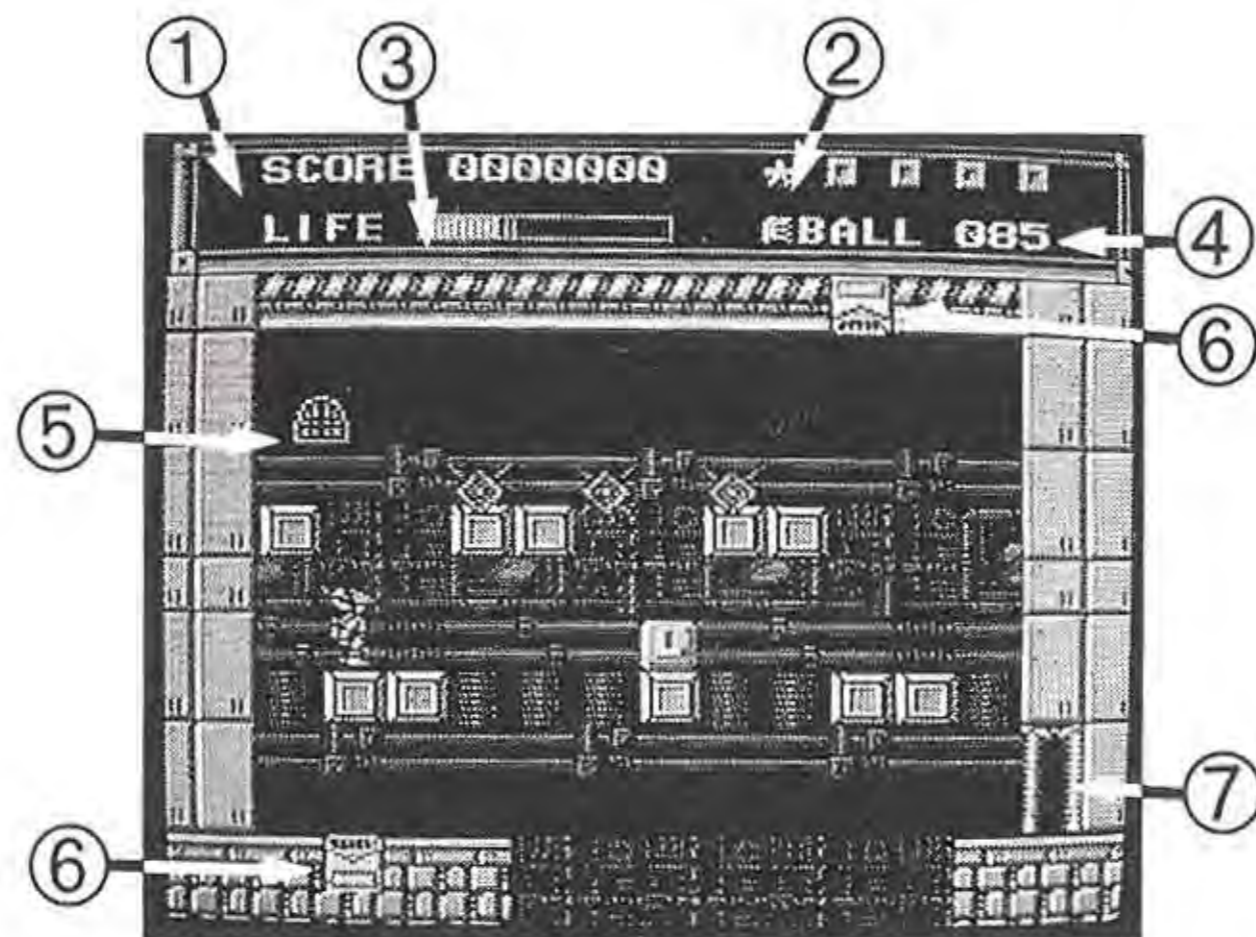
Input the password as explained below. Move the cursor in the box to choose a number or a letter and press "A" to input. When a wrong number or letter is input, use "B", button to move the cursor back to where you want to make a change and re-input. Press START after completing the password to start the game. When CONTINUE is selected after the game is over, you will be able to continue the game but you will lose the items you possessed. However, by using the password to continue the game, the items will remain the same as when the game ended



The NES Files

<http://www.nesfiles.com>

SCREEN



- (1) SCORE BOARD — 1 up for every 50,000 points
- (2) Number of FORCE STARS collected
- (3) LIFE GAUGE — Whenever Apollo's level is upgraded, 4 additional levels will be added.
- (4) Number of [E] balls collected (Max. 99)
- (5) MESSAGE ROOM
- (6) AIR WELL
- (7) EXIT

The NES Files

<http://www.nesfiles.com>

ITEMS IN ACTION MODE

Ⓔ	Energy Ball	Equivalent to money
Ⓕ	Life Ball	Recovers life level by one mark
Ⓖ	Energy Box	Box of five E Balls
Ⓖ	Life Box	Box of four L Balls
★	FORCE STAR	Works as a key to get into the mechanic castle. It can be found somewhere on the islands.


ITEMS IN SHOOTING MODE

⒫	Power Capsule	Will strengthen the attacking force
Ⓕ	Speed Capsule	Will strengthen the mobility

POWER UP ITEMS


HAND BEAM

Use "B" button to shoot. \oplus + "B" to shoot upward. Power-up makes it shoot in longer range.




45B BALL

Use "B" button to shoot. It will bounce off any objects at 45° angle. Power-up makes 45B BALL to travel faster.



LASER

Use "B", button to shoot. Keep pressing the "B" down to shoot the LASER continuously. Power-up makes double LASER.



FOOT WING

You can jump high by using "A" and keep pressing "A" to walk on the air. Lose effect if hit by enemy 3 times.




The NES Files

<http://www.nesfiles.com>

POWER UP ITEMS


WAVE BALL

Use "B" to shoot. WAVE BALL will go through walls and objects. Power-up makes it shoot double WAVE BALL.



MOON BALL

Use "B" to shoot. Power-up will add extra moon which works as a shield. + + "B" makes Apollo to whip.



MIRROR

Add other self of Apollo on top of him to boost the attacking force. Lose effect if hit by enemy 3 times.



TYPHOON



TYPHOON will make Apollo's body to turn into a tornado and become invincible for 9 seconds.





The NES Files

CYBORG RIDERS

FOUND AT THE HANGAR




GIVEN BY



MOBILE ARMORS

OF THE MECHANIC CASTLE



DEMEX




JENNEX

QUEENS



SHRIX

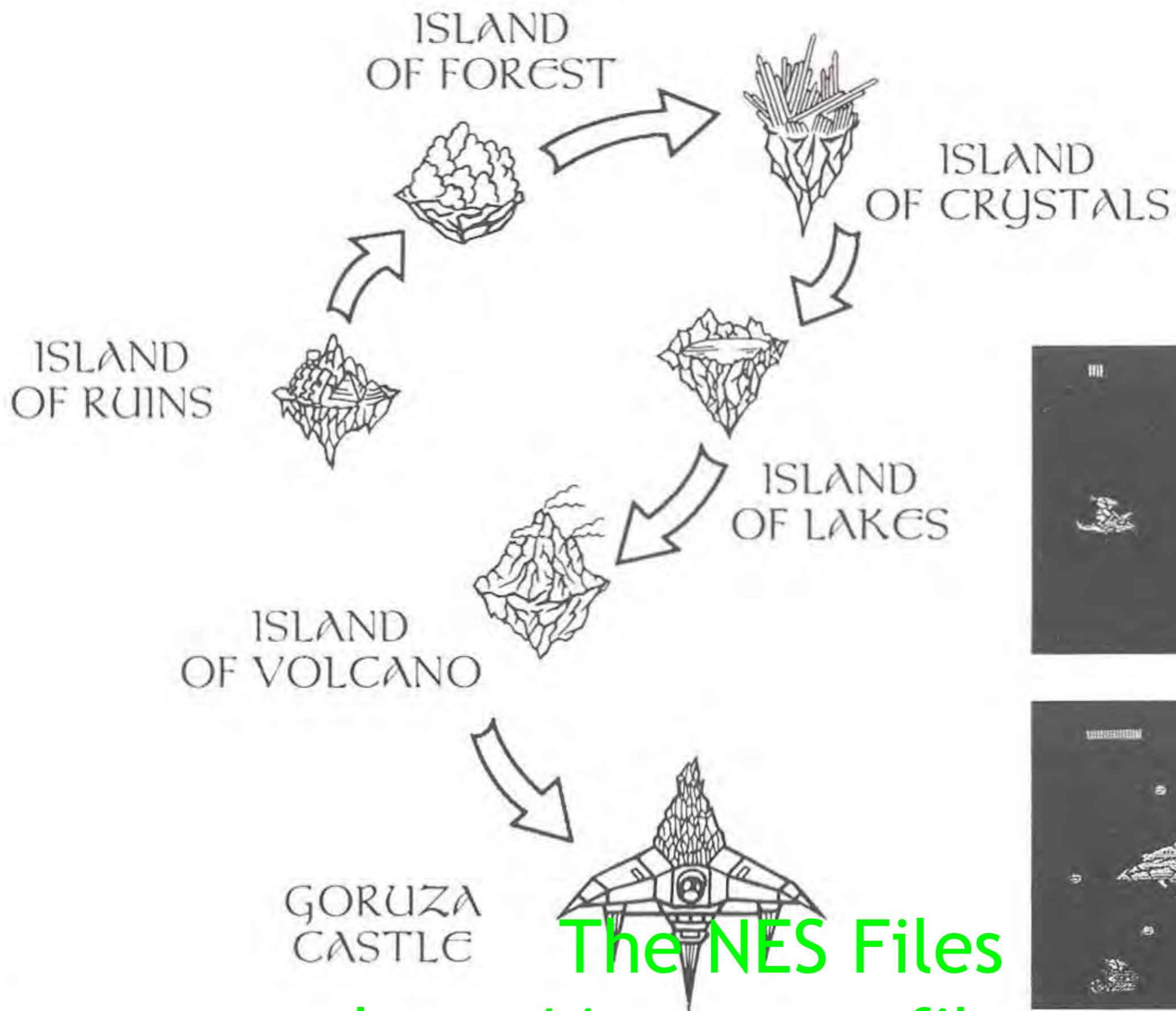


GARDONEX





XEXEX

IMAGE MAP



The NES Files
<http://www.nesfiles.com>

BOSSSES OF EACH STAGE



The NES Files

<http://www.nesfiles.com>

**For questions, call
(415) 495-HINT**

90 DAY LIMITED WARRANTY
FOR SALE AND USE IN USA AND CANADA ONLY

Hudson Soft USA, Inc.
400 Oyster Point Blvd., Suite 515
South San Francisco, CA 94080

<http://www.nesfiles.com>

Printed in Japan