

NES-SU-0

INSTRUCTION MANUAL

SPELUNKER™



Action Series

The NES Files

<http://www.nesfiles.com>

**This game is licensed by Nintendo
for play on the**



ENTERTAINMENT SYSTEM™

Nintendo and Nintendo Entertainment System are trademarks of Nintendo of America Inc.

Spelunker by Tim Martin and
MicroGraphicImage.

©1987 Brøderbund Software, Inc.
Programmed by IREM Corp.

Thank you for selecting the Nintendo Entertainment System Spelunker™ Game Pak.



The NES Files



<http://www.nesfiles.com>

PRECAUTIONS

- 1** This is a high precision game. It should not be stored in places that are very hot or cold. Never hit or drop it. Do not take it apart.
- 2** Avoid touching the connectors, do not get them wet or dirty. Doing so may damage the game.
- 3** Do not clean with benzene, paint thinner, alcohol, or other solvents.

This game has been programmed to take advantage of the full screen. Some older model T.V.'s have rounded screens and may block out a portion of the image.

OBJECT OF THE GAME/ GAME DESCRIPTION

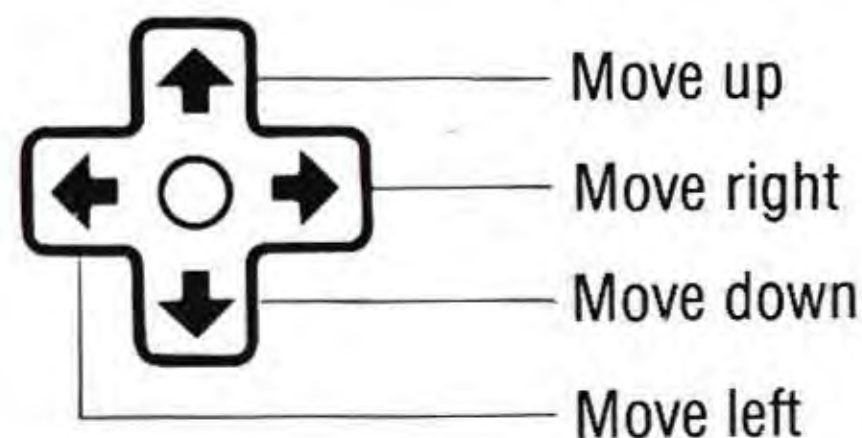
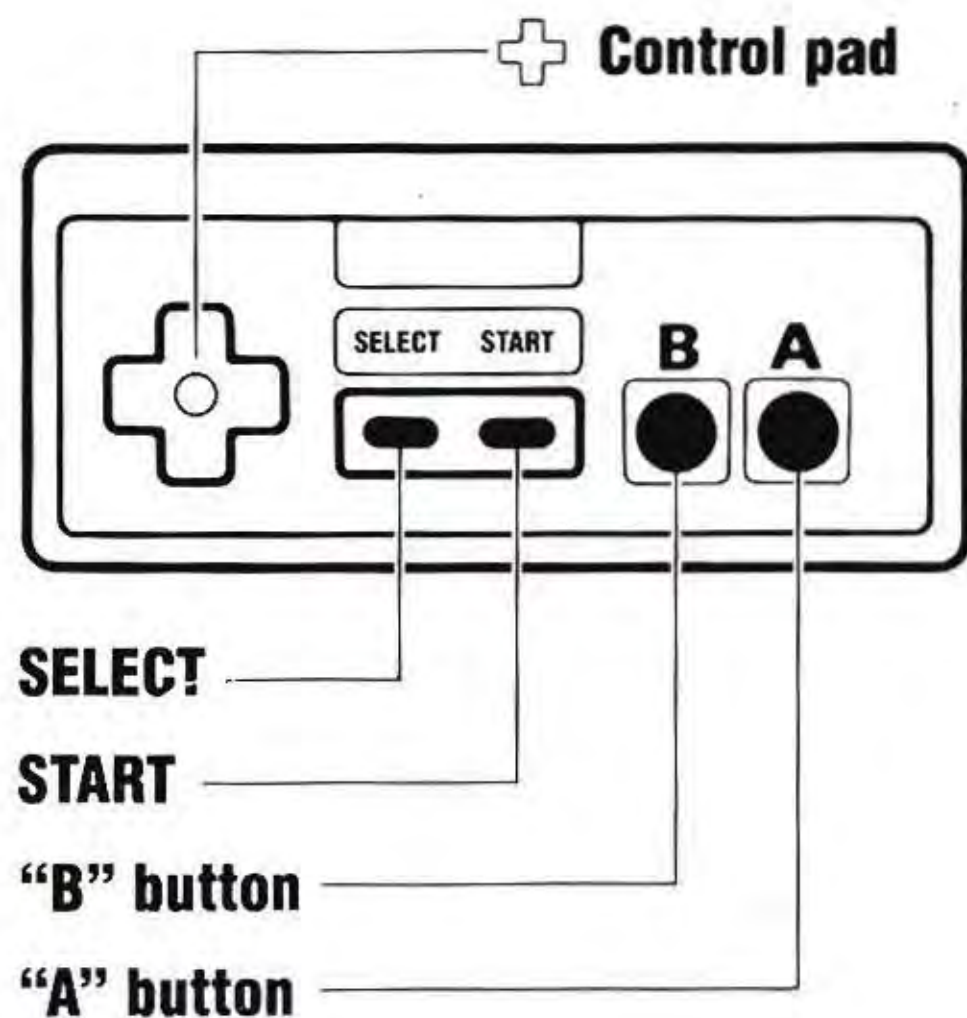
Priceless treasures await you in a chamber deep within the earth. Between you and the treasure are traps and barriers, restless ghosts of spelunkers who lost their way, and countless other dangers. Your mission is to explore the caves and find the keys that will unlock the doors leading to the next passages. There is a tale of a legendary pyramid, in the deepest part of the cave, filled with riches beyond your wildest dreams.

Please read this instruction booklet to ensure proper handling of your new game, and then save the booklet for future reference.

CONTROLLING THE SPELUNKER

Controller 1

* Controller 2 is not used.



Player: Moves up, down, left and right.

Elevator: Moves up and down.

Mine car and boat: Moves left and right.

START button

Pressing the START button at the title screen will begin the game.

To Pause—If you wish to interrupt play in the middle of a game, press the START button. The pause tone will sound, and the game will stop. Press the START button again when you wish to continue playing. The game will continue from where you left

The NES Files

<http://www.nesfiles.com>

“A” button (jump)

Use this button when jumping over small rocks or to jump on or off a rope or ladder.

“B” button (fire)

The Ghost

Use the “B” button to fire your Phantom Blaster (you can only fire when standing on solid ground).




The Bat

Pressing up on the control pad and the “B” button simultaneously will fire a flare which will temporarily scare the bat. Flares are available throughout the caverns.



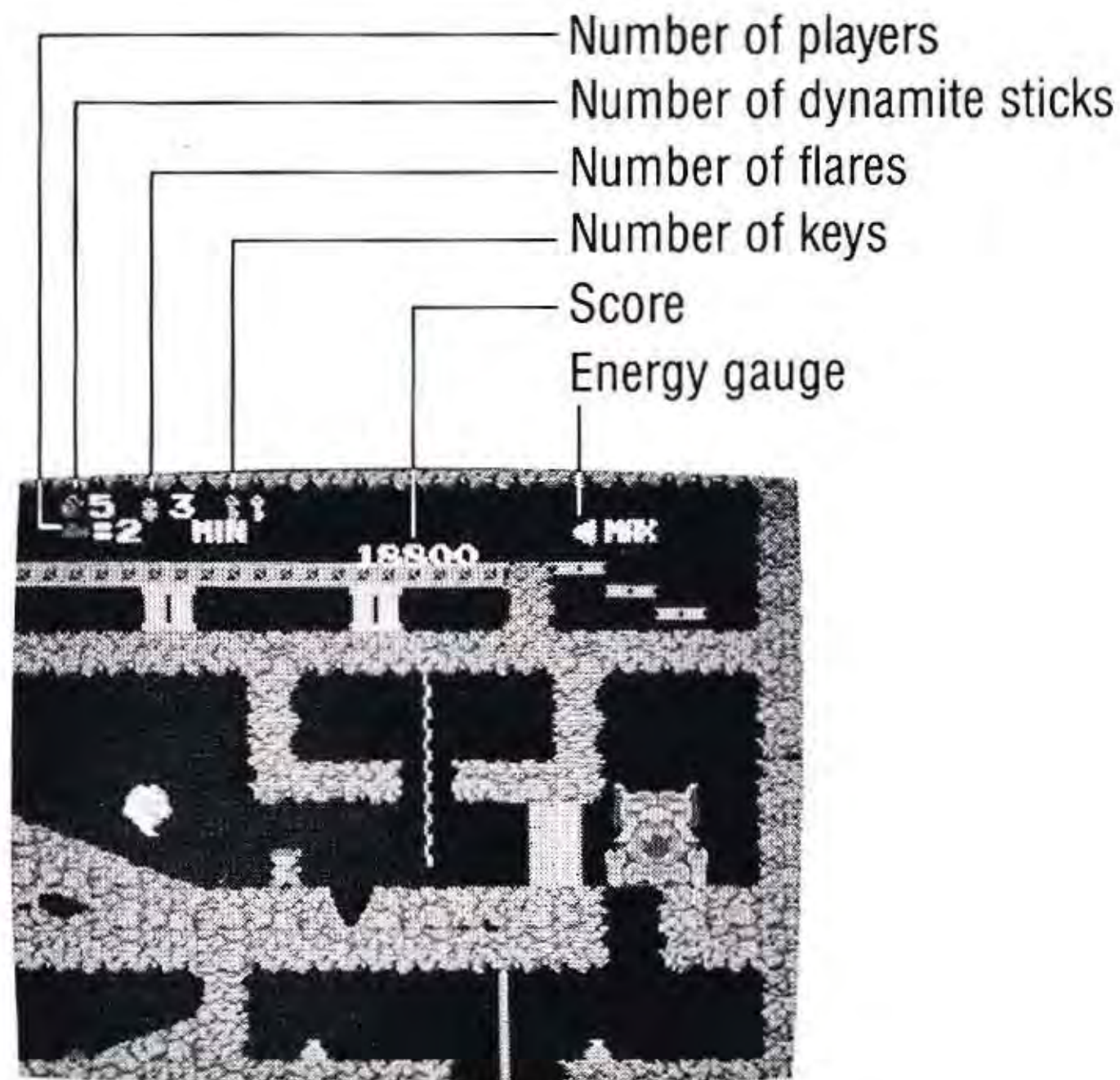
Dynamite

Pressing down on the control pad and the “B” button simultaneously will drop and light a stick of dynamite. Put the dynamite right next to any large rocks blocking your path, but be sure to be far away when it blows!



HOW TO PLAY

Control the player by using the control pad to move (up, down, left, right) and the "A" button to jump. When the player gets into the elevator use the control pad to move him up and down. While in the boat or the mine car, he can move left and right. If the player falls off a cliff, rope or ladder, into a pit, or loses all his energy, he loses one life. In order to jump to or from a rope or ladder, use the control pad and button "A" simultaneously.



The NES Files

<http://www.nesfiles.com>

HELPFUL TIPS

NEVER FALL!!!

Falling off of a cliff or into a pit will cause you to lose a life so use ropes, ladders or jump whenever you need it.

ALWAYS CHECK YOUR ENERGY LEVEL!!!

When you lose all your energy, you will lose a life. So always check your energy level.

HIDDEN TREASURES!!!

Valuable treasures can be found scattered throughout the mines—but they're not always visible. Explore the caverns thoroughly to find them.

CHARACTERS

Player



Ghost




Bat



TREASURES AND WEAPONS

Sack of money and
coins



Energy—recharges
your batteries.




Flare—temporarily
blinds the bat.



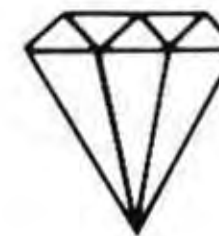
Dynamite, breaks
down
big rocks.



Something nice
to have,
a miracle.



Diamonds-?



SEARCH for the 2 keys.

Red key—
opens red door



Blue key—
opens blue door



The NES Files

<http://www.nesfiles.com>

SCORE


Ghost—2000 pts.



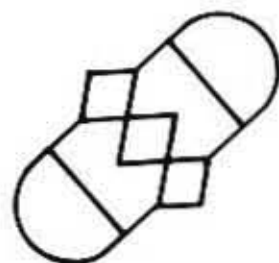
Bat—1000 pts.



Energy—100 pts.



Flare—300 pts.



Dynamite—500 pts.



Sack of money—
500 pts.



Coins—1000 pts.



Red key—2000 pts.



Blue key—1000 pts.




Miracle—
100 to 1000 pts.



Checkpoint— 10,000
points plus a bonus
for energy left



Last checkpoint— 50,000
points plus a bonus for
energy left plus the value
of the weapons collected.



COMPLIANCE WITH FCC REGULATIONS

This equipment generates and uses radio frequency energy and if not installed and used properly, that is, in strict accordance with the manufacturer's instructions, may cause interference to radio and television reception. It has been type tested and found to comply with the limits for a Class B computing device in accordance with the specifications in Subpart J of Part 15 of FCC Rules, which are designed to provide reasonable protection against such interference in a residential installation. However, there is no guarantee that interference will not occur in a particular installation. If this equipment does cause interference to radio or television reception, which can be determined by turning the equipment off and on, the user is encouraged to try to correct the interference by one or more of the

following measures:

- ▶ Reorient the receiving antenna.
- ▶ Relocate the NES with respect to the receiver.
- ▶ Move the NES away from the receiver.
- ▶ Plug the NES into a different outlet so that the computer and receiver are on different circuits.

If necessary, the user should consult the dealer or an experienced radio/television technician for additional suggestions. The user may find the following booklet prepared by the Federal Communications Commission helpful:

How to Identify and Reslove Radio-TV Interference Problems.

This booklet is available from the U.S. Government Printing Office, Washington, D.C. 20402, Stock No. 004-000-00345-4.

The NES Files

<http://www.nesfiles.com>

MEMO

The NES Files

<http://www.nesfiles.com>

The NES Files
<http://www.nesfiles.com>

BRØDERBUND'S LIMITED 90 DAY WARRANTY

Brøderbund Software, Inc. ("Brøderbund") warrants for a period of ninety (90) days following the original retail purchase of this Game Pak ("PAK") that the PAK is free from substantial errors or defects that will materially interfere with the operation of the program as described in the enclosed user documentation.

If you believe you have found any such error or defect in the program during the warranty period, call Brøderbund's Technical Support Department, (415) 492-3500 between the hours of 8:00 and 5:00 (Pacific time), Monday through Friday. Brøderbund technical personnel will attempt to help you correct or avoid the problem. If any such error or defect cannot be corrected or reasonably avoided by the customer, Brøderbund will inform you how to obtain a corrected PAK (or, at Brøderbund's option, Brøderbund may authorize a refund of your purchase price).

PAK REPLACEMENT POLICY

If any PAK fails within ninety (90) days for any reason other than accident, or misuse by the customer, please return the defective PAK together with a dated proof of purchase to Brøderbund Software-Direct, 17 Paul Drive, San Rafael, California, 94903-2101, for a free replacement.

Brøderbund will replace PAK's damaged for any reason, whether during or after the ninety (90) day free replacement period, for \$10.00 each plus a postage and handling charge of \$2.50 per request, as long as the program is still being manufactured by Brøderbund.

The NES Files

<http://www.nesfiles.com>

LIMITATIONS ON WARRANTY

Unauthorized representations: Brøderbund warrants only that the program will perform as described in the user documentation. No other advertising, description or representation, whether made by a Brøderbund dealer, distributor, agent or employee, shall be binding upon Brøderbund or shall change the terms of this warranty.

Implied warranties limited: Except as stated above, Brøderbund makes no other warranty, express or implied, regarding this product. Brøderbund disclaims any warranty that the software is fit for a particular purpose, and any implied warranty of merchantability shall be limited to the ninety (90) day duration of this limited express warranty and is otherwise expressly and specifically disclaimed. Some states do not allow limitations on how long an implied warranty lasts, so the above limitation may not apply to you.

No consequential damages: Brøderbund shall not be liable for special, incidental, consequential or other damages, even if Brøderbund is advised of or aware of the possibility of such damages. This means that Brøderbund shall not be responsible or liable for lost profits or revenues, or for damages or costs incurred as a result of loss of time, data, or use of the software, or from any other cause except the actual cost of this product. In no event shall Brøderbund's liability exceed the purchase price of this product. Some states do not allow the exclusion or limitation of incidental or consequential damages, so the above limitation or exclusion may not apply to you.

For technical support on this or any other Brøderbund product, call (415) 492-3500.

Brøderbund Software, Inc., 17 Paul Drive,
San Rafael, California 94903-2101

The NES Files

<http://www.nesfiles.com>

Printed in Japan